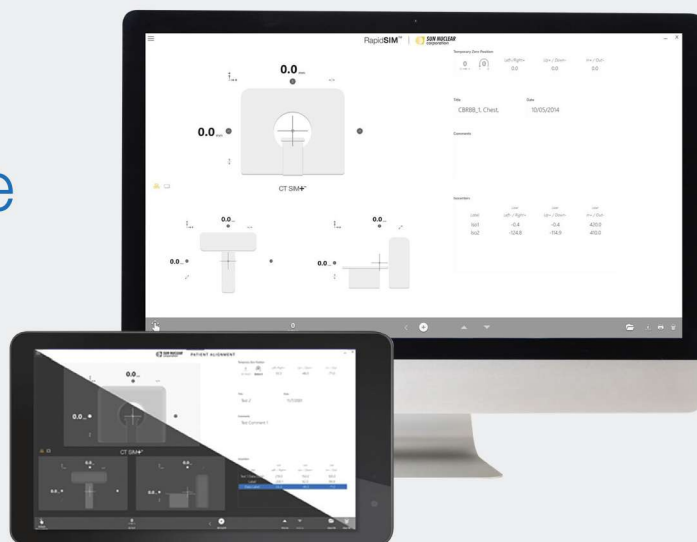


# CT SIM+™ with RapidSIM™ Software

A complete, powerful  
moveable laser system to  
enhance the CT & PET/CT  
Simulation process



## Patient-Centered

CT SIM+ enables patient-centered precision and accuracy through a daily workflow optimized for clinicians.

## Smart Software

Included **RapidSIM** software allows seamless laser connectivity to the CT simulation package, or treatment planning system (TPS). RapidSIM reads coordinates and directs lasers for accurate identification of the patient marking and treatment location. RapidSIM reads coordinates and directs lasers for accurate identification of the patient marking and treatment location.

- **IsoDRIVE™** drive feature enables hands-free laser movement once coordinates are sent from the workstation.
- **IsoLOCK™** provides visual confirmation the lasers have been directed to the requested position within 0.5 mm.

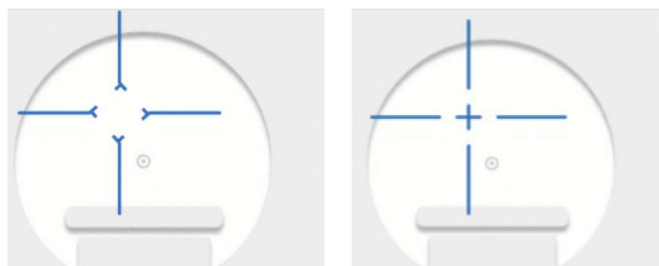
*IsoDRIVE and IsoLOCK support all major CT manufacturers.*

## Effective Integration

Tight integration across the workflow helps remove complexities, allowing clinicians to remain patient-centered – which can lead to better overall care.

To further increase clinician confidence, our IsoLOCK feature has a three-tiered feedback loop. It takes input from the laser's ultra-high resolution linear encoder strip, optical encoder, and RapidSIM software to confirm when proper laser placement has been achieved.

IsoLOCK provides graphical feedback when the lasers are moving, and when they have locked into the desired location.



IsoLOCK's depiction of lasers in motion (left) and lasers locked into position (right).

### PEO B.V.

info@gotopeo.com  
www.gotopeo.com

### The Netherlands

Havenweg 16, 6603 AS Wijchen  
+31 (0)24 648 86 88

### Belgium

Watermolenstraat 2, B-2910 Essen  
+32 (0)3 309 32 09

CoC 34107894  
VAT NL807859151B01

IBAN NL29 RABO 0356 1960 46  
BIC RABONL2U



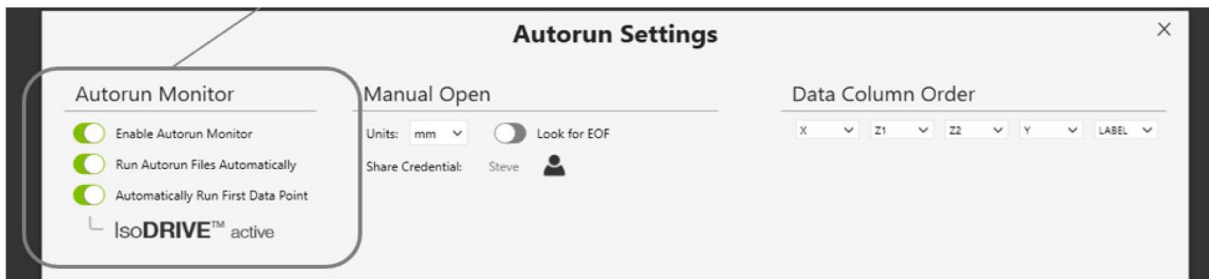
CT SIM+™ with RapidSIM // Moveable Lasers

### IsoDRIVE Set-up

From within RapidSIM software, the user can configure full automation to activate IsoDRIVE. As shown below, only three selections can be set within the *System Configuration | Autorun* menu.

Once set, IsoDRIVE is activated to direct the lasers to the requested coordinates automatically, with no need for operator intervention when DICOM or text files are received.

**This straightforward and automated process provides a predictable patient marking workflow that improves efficiency and supports the demands placed on the entire department for continuous improvement.**



### Patient Safety through Precise Marking Placement

RapidSIM supports 3-arm and 5-arm laser marking systems.

A 5-arm system allows flexibility for all marking strategies, while providing the versatility to achieve longitudinal marking positions by moving the lasers instead of the table. This can help minimize patient positioning errors through automation, and ultimately provides the highest level of patient safety through mark placement accuracy.

Alternatively, if your CT simulation package can control couch movement, a 3-arm laser system combined with automated couch movements seamlessly connected to the CT is equally effective.



**To learn more or to discuss options,  
please contact your representative.**

