



DIAGNOSTIC RADIOLOGY

# Automated CT Software for the Gammex 464 ACR Accreditation Phantom

## GAMMEX 464-ACTS

The NEW Gammex 464-ACTS Automated CT Software provides automated data analysis for the ACR accreditation CT Phantom 464. Physicists who have a responsibility for obtaining or maintaining ACR accreditation for one or more CT scanners will appreciate the time savings provided by the new software.

The 464-ACTS software will help medical physicists to significantly reduce their time spent analyzing the results of the scan, while providing excellent Region of Interest (ROI) positioning precision. All results are available in report form, enabling the physicist to simplify and speed up the quality control process.

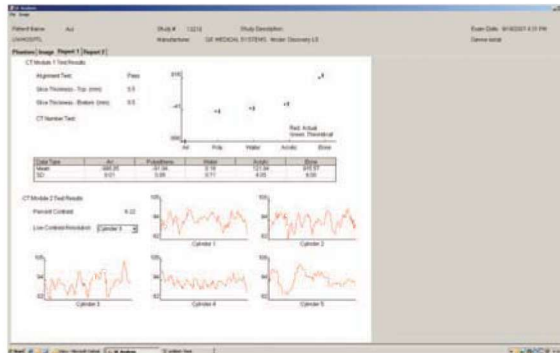



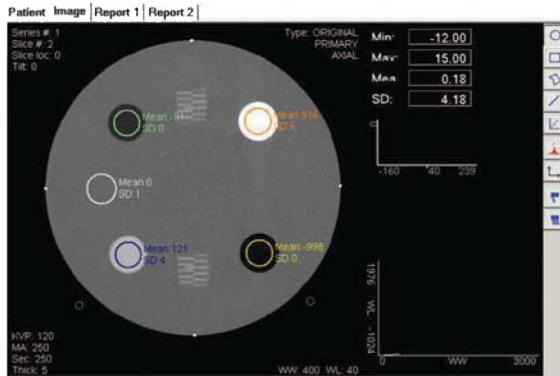
Image Analysis is provided for the following:

- Slice Thickness
- Measured CT numbers:
  - Polyethylene
  - Bone mimicking material
  - Water mimicking material
  - Acrylic
  - Air
- Low Contrast Resolution
- CT number uniformity and accuracy
- Distance accuracy
- High Contrast Resolution



GAMMEX 464-ACTS

DIAGNOSTIC RADIOLOGY



SPECIFICATIONS

- MINIMUM HARDWARE REQUIREMENTS**  
 Microsoft Windows XP Operating System  
 Clean Install  
 Service Pack 2  
 Intel Pentium-based 1 GHz microprocessor  
 1 GB free hard drive space  
 1 GB RAM  
 CD-ROM Drive  
 32 bit Color  
 1280x1024 screen resolution

